


SENSORY-FRIENDLY SPACES

HOW TO USE

Laumeier Sculpture Park offers this sensory-friendly spaces guide to welcome visitors from the neurodiverse community.



We intend this map to serve as a resource for planning your trip to Laumeier Sculpture Park.




QUIET & LESS CROWDED SPACES

- Eastern Woodland
- Art Hike Trail
- Western Woodland Trail

SPACES WITH SHADE & LOW LIGHT

- Aronson Fine Arts Center
- Interco Charitable Foundation Woods
- Eastern Woodlands



SPACES WITH SEATING

- Aronson Fine Arts Center
- Education Shelters/Moss Shelters
- Benches near Museum Circle

SPACES WITH PAVED & STABLE FOOTING

- Central Pathway
- Aronson Fine Arts Center




NOTE: At Laumeier Sculpture Park, we acknowledge that each person's experience and situation is unique. This document may not represent your experience. If you have any suggestions, edits, or recommendations, we welcome you to contact us at info@laumeier.org.

SENSORY-FRIENDLY SPACES

(continued)

SPACES WITH UNPAVED FOOTING

- Eastern Woodland
- Art Hike Trail
- Western Woodland Trail

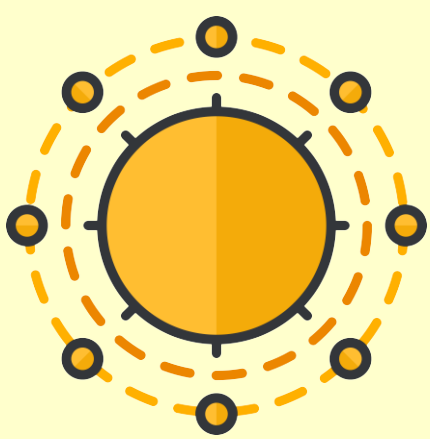


SPACES THAT CAN BE CROWDED

- South Lawn
- Museum Circle
- Emerson Children's Sculpture Garden

SPACES THAT CAN BE LOUD

- Museum Circle
- Ferring Family Foundation Museum Lawn



SPACES WITH DIRECT SUNLIGHT

- Way Field
- Northern Grove
- Ferring Family Foundation Museum Lawn

NOTE: At Laumeier Sculpture Park, we acknowledge that each person's experience and situation is unique. This document may not represent your experience. If you have any suggestions, edits, or recommendations, we welcome you to contact us at info@laumeier.org.

LAUMEIER
SCULPTURE PARK

12580 Rott Road, St. Louis, MO 63127

(314) 615-5278